


Watercolor Beginning/Continuing | Supply List

Andrea Lozano

Listed below are the supplies you will need for this class.

If you already have similar supplies on-hand, you can bring them to the first class. I will discuss materials that will give you the best results and you can then decide if you would like to purchase any of the recommended options.

***Advice: Purchase the best quality supplies that fit within your budget.** Quality materials can be much easier to work with and will give you better results.

| | Supply/description | Sources | Images |
|----|---|---|--|
| 1. | <p>1 Pad of Paper*</p> <p>When choosing, make sure to check the following:</p> <ul style="list-style-type: none"> ● Watercolor paper (student grade \$-\$\$ or professional \$\$\$) ● 9"x12" size ● 140lb (300gsm) weight/thickness ● Your preference of rough (very textured, cold Press (less textured) or hot press (smooth)) ● Glued vs spiral-bound ● Have 24 sheets or more ● The more cotton content, the better <p>Some brands are: Canson, Strathmore, Artist Loft, Grumbacher, Fabriano 1264, Arches</p> <p>* We will learn about paper in class.</p> | <p>Amazon, Blick Jerry's Artarama, JoAnn, Michael's, Five Below</p> |  |

2. **Watercolor paint**

Quality: Like the paper, quality matters. The price is based on the ratio of pigment vs gum filler. Lower quality paint will not yield vibrant colors and leaves gummy streaks on the paper.

Types:

- Pan - You must wet and scrub to release color. It can be challenging when painting larger areas, but there is less waste.
- Tube - you squeeze a small amount onto a palette, add water and dilute. Good for larger areas and can be arranged on a circular palette to resemble a color wheel. You can buy individual tubes.

Fewer colors are better than a large set, as we will learn how to mix colors.

A basic set must include **cool** and **warm** primaries. Though they may go by different names, refer to the chart on the right:

- Lemon yellow (cool)
- Cadmium yellow or New Gamboge (warm)
- Cadmium Red Light (warm)
- Alizarin crimson Permanent Rose (cool)
- Ultramarine blue (warm)
- Phtalo blue, turquoise (cool)
- Mars black, Ivory Black (burnt animal bones) or Payne's Gray

Optional:

- Yellow Ochre
- Burnt Sienna
- Green

Jerry's
Arterama
Michael's (\$19.99)
JoAnns



payne's grey
from the tube



Royal Talens pans



Windsor & Newton
Cotman tubes



| | | | |
|--|--|--|--|
| | <p>- Violet</p> <p>https://www.emilywassell.co.uk/watercolour-for-beginners/supplies/guide-to-watercolour-paints/</p> | | |
|--|--|--|--|

3.

Watercolor brushes

- Soft bristles that can be easily moved around the page
- Synthetic over animal or combo
- Designed to hold plenty of water so they don't dry out midway through a stroke.
- Avoid brushes designated for acrylics

Many of the brushes in large sets go to waste. You only need a few watercolor brushes:

Recommendations:

Brands/Sizes:

- Loew-Cornell Golden Taklon Series 7020 and Series 7000
- Sable Watercolor Brushes Professional, Fuumuui 8Pcs
- Kolinsky Sable Brush Set
- Loew-Cornell Golden Taklon Series 7020 and Series 7000
- Necessities Brown Synthetic Watercolor Brushes by Artist's Loft

Other suggested brands: Robert Simmons, Princeton Brush, Pro Arte, Escoda, Daler Rowney, Raphael

Bring what you have!



Various



Sable Watercolor Brushes Professional, Fuumuui 8Pcs
Kolinsky Sable Brush Set
Variety Shapes with Flat,...



Necessities™ Brown Synthetic Watercolor Brushes By Artist's Loft™

| | | | |
|----|---|-------------|---|
| 4. | Artist's Tape - Low tack adhesive for clean edges and safe removal. | Blick/other |  |
| 5. | Palette - Needed if using tube paints. Covered and with mixing areas | |  |
| 6. | 12" Ruler | | |