


Anatomy & the Figure- Exploring Mediums | Supply List


Instructor: Andrea Lozano





Listed below are the supplies you will need for this class or mediums you may wish to explore. You can bring your preferred dry medium(s) to the first class. I will discuss materials that will give you the best results and you can then decide if you would like to purchase any of the recommended options.


***Advice: Purchase the best quality supplies that fit within your budget.**

Quality materials can be much easier to work with and will give you better results.

	Supply/description	Sources	Images
1.	<p>1 Pad- Strathmore 400 Series Mixed Media Paper 11"x14"</p> <ul style="list-style-type: none"> Strathmore 400 Series Mixed Media paper is perfect for combining mediums and techniques. This heavyweight, acid free paper is rugged enough to stand up to multiple applications of both wet and dry media. For finished art Large format 12"x18" HQ Mixed Media pad from Five Below 	<p>Amazon, Blick Jerry's Artarama, JoAnn (Carpenter Rd. has more art supplies), Michael's</p>	

<p>2.</p>	<p>Charcoal sticks (vine, Compressed, etc.); Pencils (General's black and white charcoal)</p> <p>7. Miscellaneous</p> <ul style="list-style-type: none"> • Kneaded eraser • Blending stumps (tortillons) • Ruler • Pencil <p>Michael's Pastel Accessory Set by Artist's Loft</p>	<p>Various</p>	
-----------	---	----------------	--

<p>3.</p>	<p>Pastel Set <i>“Use the best art supplies that fit within your budget.”</i></p> <ul style="list-style-type: none"> • Student-grade adequate for learning ex. Nupastel (\$\$) • Professional grade, best quality ex. Rembrandt (\$\$\$) <p>Check out Bestproductsreviews.com</p> <p>Pastel Paper:</p> <ul style="list-style-type: none"> • Gray & Brown Sketchbook - Five Below (\$) • Strathmore Pastel Paper Pad • Canson Sand Grain • Canson MiTientes (\$\$) • UArt Sanded Pastel Paper (\$\$\$) 	<p>Shop around for the best option/price</p>	   
<p>4.</p>	<p>Any Sharpie markers/other markers, Black/gray/color</p>		

<p>5.</p>	<p>Ink and pen/brush Explore the many ways of making ink marks and chose your preference: https://www.artistsandillustrators.co.uk/how-to/drawing/how-to-draw-with-ink/</p>		
-----------	--	--	---

6.	Watercolor/gouache paintbrushes - your choice! <ul style="list-style-type: none">● Pens● Tubes	Various	
----	--	---------	--